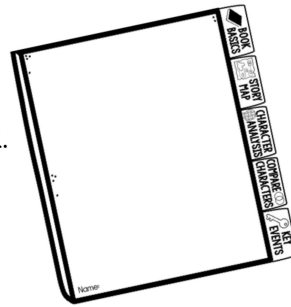


Directions:

1. Cut out each page of your "book" report.
2. Staple the pages in order along the far left side of the book.
3. Fold on solid line (book's spine).



FRONT COVER

Copy the cover of your book onto the front cover of your book report.


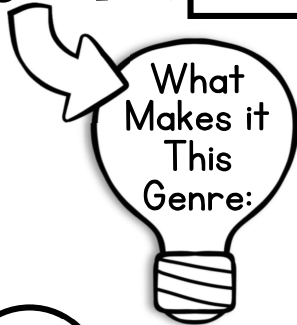
A large rectangular area for the front cover of the book report. The area is defined by a thick black border. On the left side, there are three sets of dots indicating where to staple the pages. The top-left corner has two dots, the middle-left has one dot, and the bottom-left has two dots. The bottom-left corner of the area contains the text "Name:".

TITLE:

AUTHOR:

ILLUSTRATOR:

GENRE:



AUTHOR'S PURPOSE FOR WRITING:




MY PURPOSE FOR READING:



WHY I CHOSE THIS BOOK:

SETTING:

CHARACTER	DESCRIPTION




SUMMARY (BRIEF):

A diagram illustrating the process of conflict resolution. It features a large, stylized arrow pointing from left to right, divided into two main sections. The left section is labeled "CONFLICT:" and the right section is labeled "RESOLUTION:". The arrow itself is white with a black outline and is filled with a series of black diagonal lines, suggesting a path or flow. The entire diagram is enclosed in a black rectangular border.



On each puzzle piece, write a word or phrase or draw a picture to describe this character. You can include character traits, thoughts, feelings, likes/dislikes, actions, or words.



**CHARACTER
ANALYSTS**

CHARACTER:

Write the most important events in the story in the order that they happened.

**IMPORTANCE
TO THE PLOT:**

01

KEY EVENT:



02



03



04

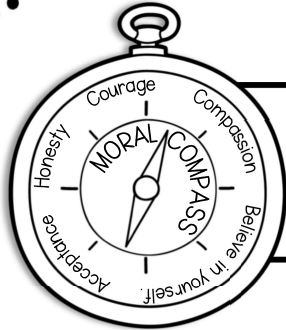


05




**KEY
EVENTS**

OVERALL THEME:



**TEXT
EVIDENCE:**



THEMES

OTHER POSSIBLE THEMES:

OPINION ON CHARACTERS:

Name:

My Opinion:

Name:

My Opinion:

Name:

My Opinion:

MY FAVORITE PART:

LIKES

DISLIKES

REVIEW