



# Satellite Learning Sheet

Monday, April 18<sup>th</sup>

<b>BIBLE/DEVOTION</b>
1. <u>Practice the Bible Verse:</u> Practice Psalm 23 NKJV 2. <u>Bible Devotion:</u> Parents, please do a Bible devotion with your child.
<b>READING / WRITING</b>
1. <b><u>Precious Metals:</u></b> Language Arts Packet Pages 205 – 206 - Read the passage out loud to an adult. - Answer the questions on pages 205 and 206 2. <b><u>Book Report:</u></b> - Keep working on your flowerpot book report.
<b>REVIEW / LANGUAGE ARTS</b>
<b><u>Spiral Review Day 117</u></b> - Complete the language arts and math review. 2. <b><u>Singular and Plural Possessive Nouns:</u></b> - Write the possessive form of the provided nouns to complete each sentence (make sure to double check if the noun should be plural or singular before you make it possessive). 3. <b><u>Singular Possessives (optional) – Education.com</u></b> - Log in to Education.com and play the possessive noun game in your “assignments” folder.
<b>SPELLING / CURSIVE</b>
1. <b><u>Spelling:</u></b> - Choose an activity on the April Spelling Activity Menu. 2. <b><u>Cursive:</u></b> - Complete the cursive review worksheet.
<b>MATH</b>
1. <b><u>Measure the lines:</u></b> (Worksheet side 1) - Measure each line to the nearest <u>quarter of an inch</u> . 2. <b><u>Worm Length Line Plot:</u></b> (Worksheet side 2) - Use the measurement data to create a line plot. 3. <b><u>Multiplication Fact Practice (if you have time)</u></b> - Practice your multiplication facts using Education.com, Fun4thebrain.com, or flash cards (you can find online flash cards at ToyTheather.com/math-flash-cards).
<b>SOCIAL STUDIES</b>
<b><u>Social Studies:</u></b> Have a parent help you complete the Family Tree.

Student's Name: \_\_\_\_\_

My child has completed all Satellite Learning assignments \_\_\_\_\_ (initials)

Parent Comments (questions/concerns):

Don't forget to  
read and fill out  
your reading log!



**Reading Comprehension**

Read the passage and complete the exercises.

**Precious Metals**

Gold is a precious metal that has been around for a long time. The Bible lists many ancient kingdoms that had it. In 1748, the first gold mine in Russia was set up. One hundred years later, the California Gold Rush began. Since then, gold has been found in Alaska, Australia, and South Africa. Today, China leads the world in gold production. Gold is often made into jewelry.

Silver is another precious metal. It is used to make jewelry, coins, tableware, and many electronics. Silver also kills bacteria, so it is used in bandages and ointments. It is found in medical tools, such as needles and stethoscopes. The world's largest silver mine is in Mexico.

Gold and silver are two of the most valuable metals, but copper is one of the most useful. It has been used for centuries to make coins and cookware. Copper conducts heat and electricity, and it does not rust. It is used today in the wiring of buildings, in car motors, and in electronic equipment. Because copper is soft, in ancient times it was mixed with tin to make a stronger metal called bronze.



1. Write the topic of the passage.

2. Highlight four key words or phrases in the passage. Choose the most important words or phrases.

3. Make a check mark next to the main idea of the passage.

- Copper is the most useful precious metal and is used in coins.
- Gold, silver, and copper are precious metals used in many objects.
- Gold has been found in many places and is used in jewelry.

Read the main idea below. Make a check mark next to the detail that best supports the main idea.

Gold, silver, and copper are precious metals used in many objects.



- 4.  In 1748, the first gold mine in Russia was set up.  
 Gold is often made into jewelry.
- 5.  Silver is used to make jewelry, coins, tableware, and electronics.  
 The world's largest silver mine is in Mexico.
- 6.  Copper is one of the most useful precious metals.  
 In ancient times, copper was mixed with tin to make bronze.

7. Write one sentence to summarize the information about gold.

---

---

Answer the questions in complete sentences.

8. What do you have in your home that is made of a precious metal?

---

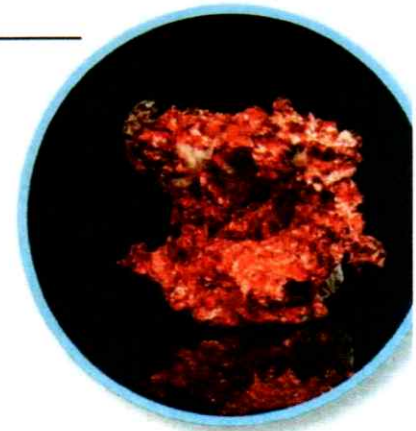
---

9. What is one thing you learned from the passage about precious metals?

---

---

---



Name: \_\_\_\_\_

DAY  
**117**

Complete each sentence with a determiner from the box.

**DETERMINERS**  
our the  
that his  
a each

We saw \_\_\_\_\_ new movie. Where is \_\_\_\_\_ family?  
Does he like \_\_\_\_\_ car? Let's get \_\_\_\_\_ award!

2 Add commas.

I saw Jim Pam Oscar Erin  
Angela and Mike at work.

Can the kids swing jump  
run slide or play outside?

Use **commas** to separate 3 or more  
items in a list.

6 Divide 24 into groups of 6.

○○○○○○○○○○○○○○○○○○○○  
○○○○○○○○○○○○○○○○○○○○  
○○○○○○○○○○○○○○○○○○○○

\_\_\_\_\_ ÷ \_\_\_\_\_ = \_\_\_\_\_

3 Circle words with the same  
vowel sound:

**law**

haunt	land	fraud
away	thaw	hawk
fawn	gauze	waste

4 Fill in the circle of the definition  
that matches the sentence.

The painter's use of red **draws**  
attention to the bold flowers.

**draw**

- 1. to cause someone to notice something (verb)
- 2. to make a picture with a pencil, pen, or marker (verb)

7 Partition and label the  
number lines.

Mark the fraction  $\frac{1}{4}$ .




Mark the fraction  $\frac{2}{3}$ .



I can draw 70 stars in a minute.

My little sister can draw half as many stars as I can.  
How many stars can my sister draw in a minute?



5 Start on the dot. Trace.

**Draw!**

9 Tell what the time will be.

2 hours earlier:

\_\_\_\_\_ : \_\_\_\_\_

4 hours later:

\_\_\_\_\_ : \_\_\_\_\_



10 minutes earlier:

\_\_\_\_\_ : \_\_\_\_\_

Minutes till 6 o'clock:

\_\_\_\_\_



# MY FAMILY TREE

DIRECTIONS: Fill out the family tree below with the side of your family that you researched.

\_\_\_\_\_

My Name

\_\_\_\_\_

My Mom's/Dad's Name

\_\_\_\_\_

My Grandmother's Name

\_\_\_\_\_

My Grandfather's Name

\_\_\_\_\_

My Great Grandfather's Name

\_\_\_\_\_

My Great Grandfather's Name

\_\_\_\_\_

My Great Grandmother's Name

\_\_\_\_\_

My Great Grandmother's Name



Name: \_\_\_\_\_

## Singular and Plural Possessive Nouns

A noun that shows ownership is a **possessive noun**.

To turn a *singular noun* into a **possessive noun**, add an **apostrophe ( ' )** and an **- s**.

**example:** The boy's wagon is in the garage.

To turn a *plural noun* that ends in **-s** into a **possessive noun** add an **apostrophe ( ' )** after the **-s**.

**example:** The farmer painted horses' stables.

To turn a *plural noun* that does not end in **-s** into a **possessive noun** add an **apostrophe ( ' )** and an **-s**.

**example:** The women's hats were beautiful.

**Read the following sentences. Change the noun in parenthesis to a possessive noun.**

1. My \_\_\_\_\_ bike has a flat tire. (brother)
2. The \_\_\_\_\_ rooms are going to be cleaned today. (girls)
3. The \_\_\_\_\_ coat was white. (doctor)
4. At our school, the \_\_\_\_\_ desks are made of wood. (teachers)
5. The \_\_\_\_\_ toys were scattered all over the ground. (children)

Name: \_\_\_\_\_

Date: - -

Elephants are extraordinary

creatures.

Apples come in many

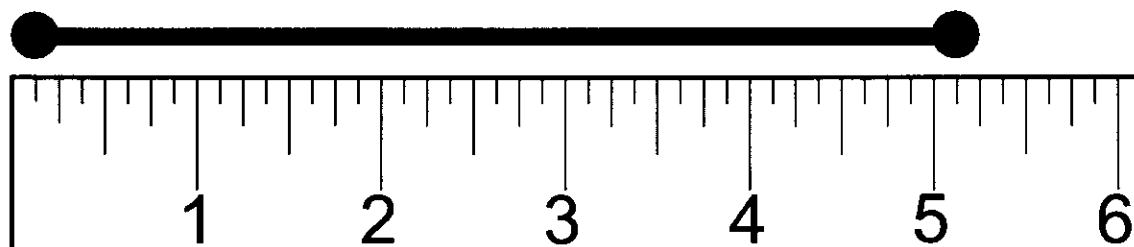
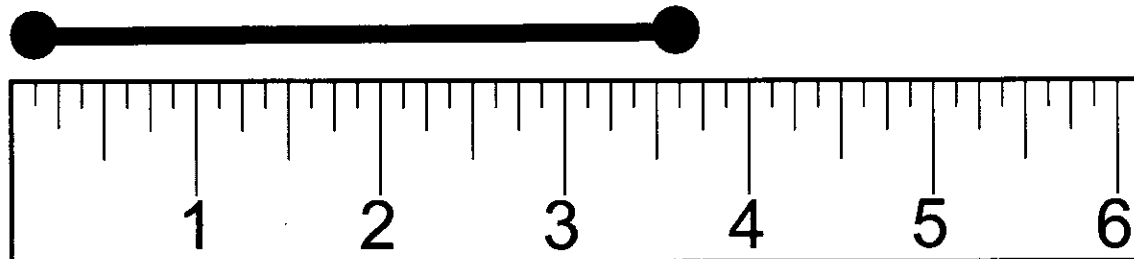
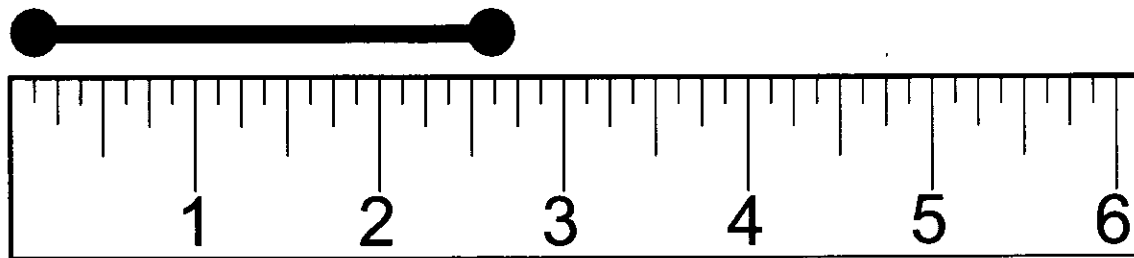
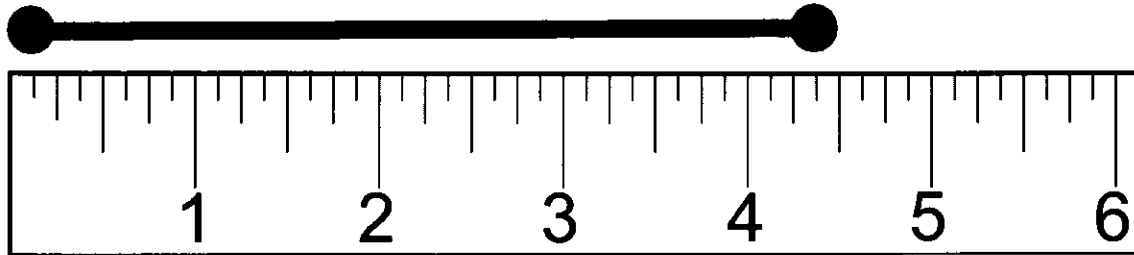
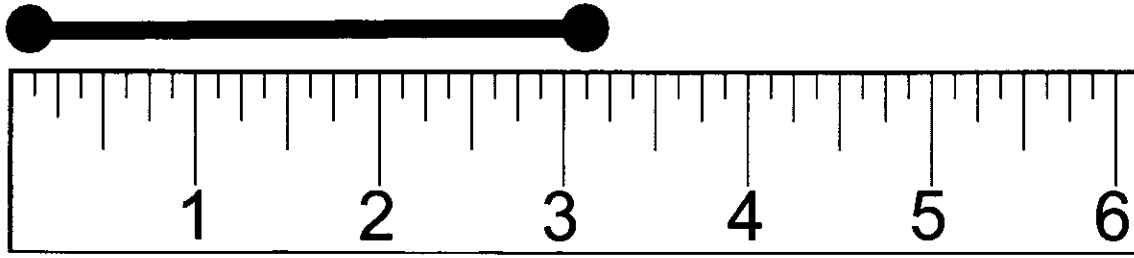
different varieties.

Dogs, cats, fish, and birds

make great pets!


Name: \_\_\_\_\_

Directions: Use the rulers to measure each line segment. Write your answer in the box.





# Worm Length Line Plot



Sally measured the worms in her garden and made a list of the different lengths. Help her organize the data on the line plot below.

Worm 1	3 $\frac{1}{2}$ in
Worm 2	2 $\frac{1}{4}$ in
Worm 3	1 in
Worm 4	3 $\frac{1}{2}$ in
Worm 5	2 in

Worm 6	1 in
Worm 7	3 $\frac{1}{4}$ in
Worm 8	2 $\frac{1}{4}$ in
Worm 9	4 in
Worm 10	3 $\frac{1}{2}$

Line Plot

