



Satellite Learning Sheet

Thursday, April 11th

BIBLE/DEVOTION
1. <u>Practice the Bible Verse:</u> Practice Psalm 23 NKJV 2. <u>Bible Devotion:</u> Parents, please do a Bible devotion with your child.
READING / WRITING
1. <u>Feeding the Hungry:</u> Language Arts Packet Pages 195 – 196 - Read the passage out loud to an adult. - Answer the questions on pages 195 and 196 2. <u>Book Report:</u> - Keep working on your flowerpot book report.
REVIEW / LANGUAGE ARTS
<u>Spiral Review Day 115</u> - Complete the language arts and math review. <u>Possessive Nouns:</u> Side One: change the singular nouns into possessive nouns. Side Two: change the plural nouns into possessive nouns.
SPELLING / CURSIVE
<u>Spelling:</u> - Find your new spelling list. - Choose an activity on the April Spelling Activity Menu. <u>Cursive:</u> Complete the capital letter E worksheet
MATH
1. <u>Treasure Map</u> - Use the instructions and provided paper ruler to create a treasure map. - Color the pictures, then cut them out and paste them in the correct places. 2. <u>Practice your Multiplication Facts:</u> - You can do this on Education.com, Fun4theBrain.com, or you can use flash cards.
SCIENCE
<u>Climate Research Project:</u> **COMPLETE WITH A PARENT. DO NOT USE THE INTERNET WITHOUT A PARENT** - Use the internet (with a parent) to search the country you chose. - Take notes on the provided research sheet.

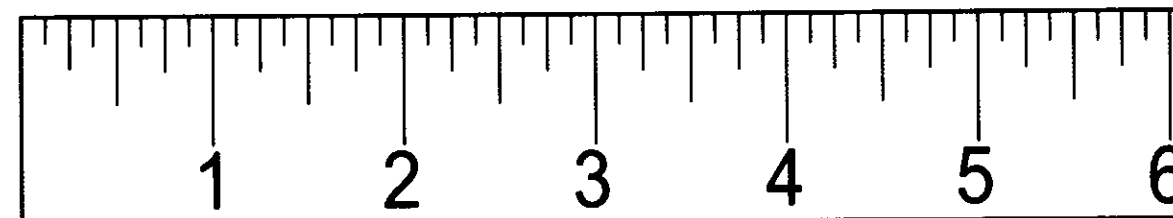
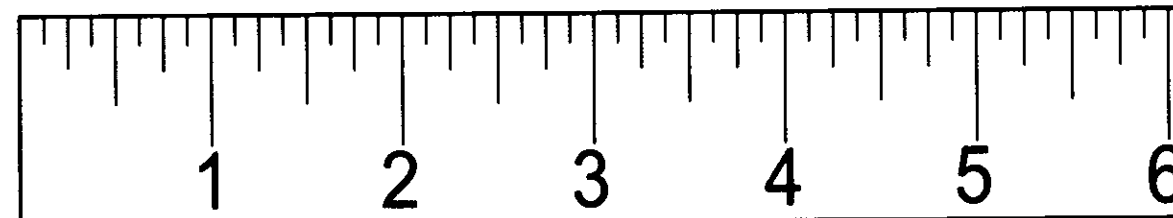
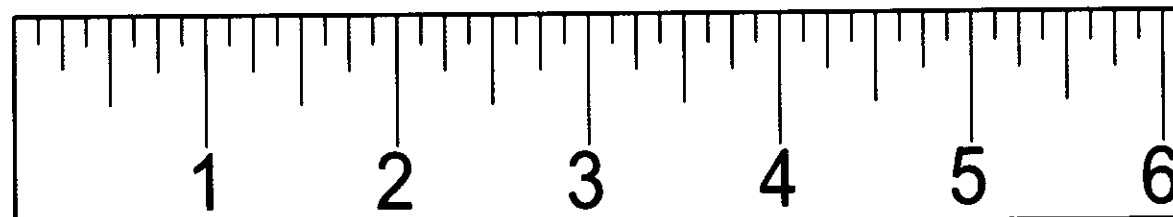
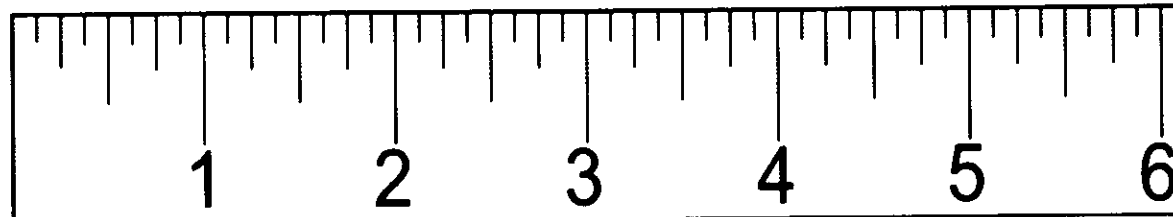
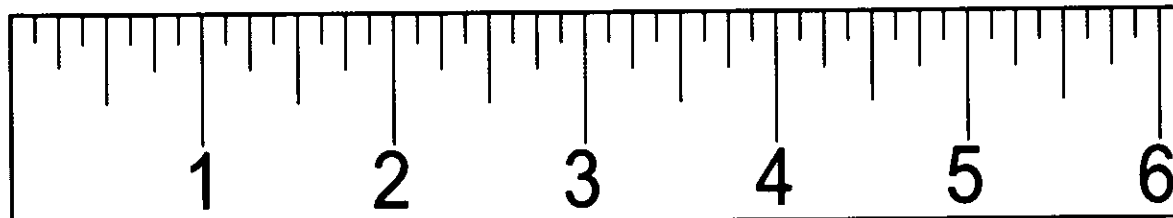
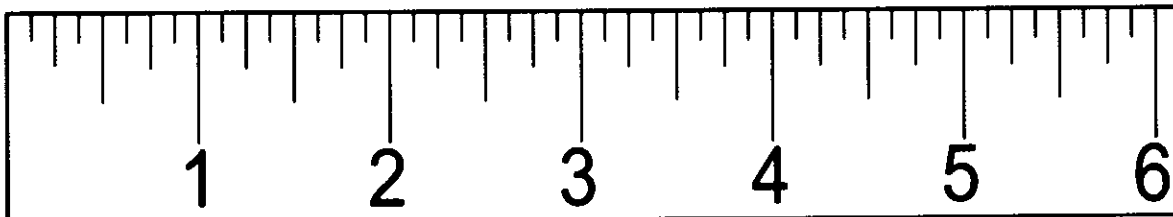
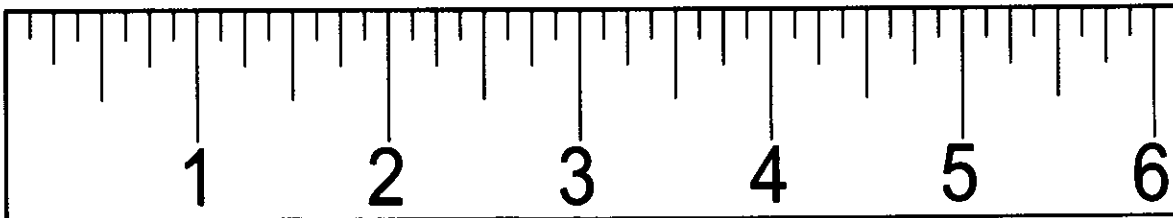
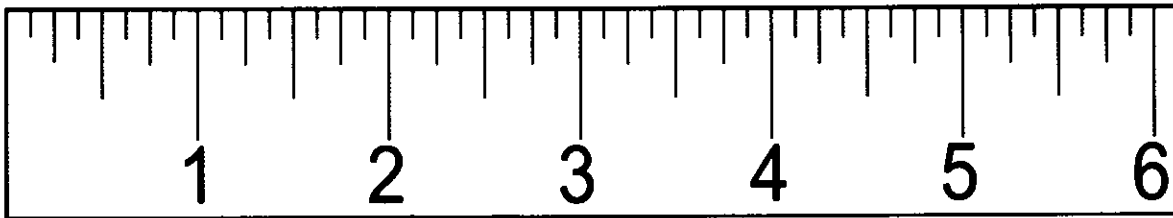
Student's Name: _____

My child has completed all Satellite Learning assignments _____ (initials)


Parent Comments (questions/concerns):

Don't forget to
read and fill out
your reading log!





Treasure Map



Name: _____

Date: _____

CREATING A TREASURE MAP (IN.)

It's time for you to create your own treasure map!

First, cut out the pieces at the bottom of this page.

Then, follow the directions below to create your treasure map.

1. Glue the pirate ship in the bottom right corner of the map.
2. Glue the lake 3 $\frac{1}{2}$ inches away from the pirate ship.
3. Glue the mountains 4 inches away from the lake.
4. Glue the hills 2 $\frac{1}{4}$ inches away from the mountains.
5. Glue the waterfall 1 $\frac{1}{2}$ inches away from the hills.
6. Glue the rocks 1 $\frac{3}{4}$ inches away from the waterfall.
7. Glue the beach 2 inches away from the rocks.
8. Glue the skull cave 2 $\frac{1}{2}$ inches away from the beach.
9. Glue the treasure chest **or** the "X" (your choice!) 3 $\frac{1}{4}$ inches away from the beach.
10. Make a dotted line as a path for pirates to follow. Label each line with how many inches long the path is.

©Briana Beverly



Name: _____

Date: - - -

1. E E E

5. E E E

2. Ephraim

6. Easton

3. Eva

7. Eden

4. Europe

8. Egypt

Name: _____

DAY
115

Read and analyze the sentence. Label the parts of speech and parts of a sentence.

noun pronoun verb adv prep preposition
 subject object modifier complement object of preposition

They finally found glittering gems in Capt. Black's sunken ship.

PARTS OF A SENTENCE
 SUBJECT PREDICATE

2 Form new words by adding pre- to each base word.
 before the season = _____
 before being a teen = _____
 cook before = _____

3 Add ou or ow to complete each word.
 r _____ t _____
 m _____ sh _____
 br _____ n _____
 pl _____ p _____nd

4 What is something you're **bound** to feel nervous about?
bound (adjective) certain or extremely likely to happen

5 Write 2 of the words below next to their definitions.
dote **zeal** **loyal**
 having complete and constant support for something
 strong excitement and motivation to do something


6 Divide 20 circles into 5 equal groups. Draw the circles.
 There are _____ in each group.
 $20 \div 5 =$ _____ circles in a group.

7 Count the thirds. Circle the fraction that equals 1 whole.

8 Use the blocks to add.
 $485 + 338 =$ _____

9 Add the length of the sides to find the perimeter of the shape.
 $4 + 1 + 4 + 1 =$ _____ cm
 The perimeter is _____ cm.

10 There are 183 kids at the playground today. Yesterday, there were only 71 kids at the playground.
 How many **more** kids are at the playground today than there were yesterday?



Reading Comprehension

Read the passage.

Feeding the Hungry

Imagine your stomach growling and aching because you have not eaten in days. Or, maybe you have enough food to eat only one meal a day. There are millions of hungry people worldwide who do not have enough money to buy food. This situation is a huge problem that must be solved. While on Earth, Jesus often found ways to feed the hungry. Today, there are people who happily work or volunteer to get food to the hungry.

A food pantry is the best way to get food to people who need it. A food pantry is similar to your food cabinets in your kitchen. Food pantries are places where people can go to get free food. These pantries are located in neighborhood churches, schools, and other buildings. Wonderful families just like yours donate food. Workers and volunteers at food pantries receive, organize, and distribute the food. Anyone can go to a food pantry to get food when they need it.

How can you help? You can donate unopened food packages or money. With an adult, you can volunteer to help at a local pantry. You can be an important part of the solution.



Read the sentence. Circle whether it is a fact or an opinion.

- | | | |
|---|------|---------|
| 1. Jesus often found ways to feed the hungry. | fact | opinion |
| 2. People can go to food pantries to get free food. | fact | opinion |
| 3. Wonderful families donate food. | fact | opinion |
| 4. You can be an important part of the solution. | fact | opinion |
| 5. There are millions of hungry people worldwide. | fact | opinion |

6. Complete the chart with fact and opinion statements from the passage.

Fact	Opinion
_____	_____
_____	_____
_____	_____
_____	_____

7. Write **opinion** under words that express someone's personal view.
Cross out the words that do not.

 <p>best</p> <p>_____</p>	 <p>huge</p> <p>_____</p>	 <p>pantry</p> <p>_____</p>	 <p>important</p> <p>_____</p>
 <p>happily</p> <p>_____</p>	 <p>worldwide</p> <p>_____</p>	 <p>wonderful</p> <p>_____</p>	 <p>food</p> <p>_____</p>

Answer the questions in complete sentences.

8. Why are food pantries needed worldwide? _____

9. How do donations help people who do not have food? _____

A possessive noun tells who or what owns something.

Add an apostrophe and s ('s) to form the possessive of a singular noun.

<u>Singular Noun</u>	<u>Singular Possessive Noun</u>	<u>Example</u>
dog	dog's	dog's ball
butterfly	butterfly's	butterfly's wings
bus	bus's	bus's wheels

Write the possessive form of each singular noun.

1. visitor _____

4. tree _____

2. boy _____

5. cloud _____

3. storm _____

6. phone _____

Complete each sentence using the possessive form of the word in parentheses ().

7. We saw lightning hit a pole near our _____ yard.
(neighbor)

8. Suddenly, the lights went out in our _____ house.
(family)

9. Soon, we heard a _____ voice outside and a loud knock
(stranger)
on our door!

10. The electric _____ worker had come to fix our lights!
(company)

A possessive noun tells who or what owns something.

- Add an apostrophe (') to form the possessive of a plural noun that ends in s.
- Add an apostrophe and s ('s) to an irregular plural noun that does not end in s.

<u>Plural Noun</u>	<u>Plural Possessive Noun</u>	<u>Example</u>
dogs	dogs'	dogs' dishes
girls	girls'	girls' books
children	children's	children's games
women	women's	women's hats

Write the possessive form of each plural noun.

1. snakes _____

4. hippos _____

2. geese _____

5. sheep _____

3. mules _____


6. friends _____

Complete each sentence using the possessive form of the noun in parentheses ().

7. _____ pouches hold their babies.
(Kangaroos)

8. _____ trunks are very strong.
(Elephants)

9. The _____ ears are long and fluffy.
(rabbits)



Science Research Project

Country:	Climate Zone:
Location (Continent):	

With the help of a parent, research your country using the internet, library, or other sources, and make notes about the following things:

What is the climate like?	Cool things to see there and/or places to visit:	Fun things to do there:
Average Temp: Weather:		
Food / Culture:	Interesting Facts / Other Information:	

Spelling Words

Suffixes - y, ly, ily

Generalization: A suffix is a word part added to the end of a base word that creates a new word used as a different part of speech. The suffix -y usually creates adjectives, and the suffixes -ly and -ily usually create adverbs.

<u>-y</u>	<u>-ly</u>	<u>-ily</u>
cloudy	quietly	happily
rainy	loudly	angrily
foggy	quickly	noisily
breezy	clearly	busily

Challenge Word: necessarily

Spelling Words

Adding ING to VCe and VVC words

Generalization: When adding *ing* to words that end with silent e (VCe), drop the *e* before adding *ing*. If a word ends with two vowels and a consonant (VVC), just add *ing*.

Base Word (VCe)

blame

ride

drive

Drop e - ing

blaming

riding

driving

Base Word (VVC)

rain

clean

read

Add - ing

raining

cleaning

reading

Challenge Word: explaining

Spelling Words

Word Endings - dge / ge

Generalization: Words in English do not end with the letter *j*; instead the final sound is spelled with *ge* or *dge* and the *e* softens the *g*. Use *dge* after a short vowel and *ge* after a long vowel. When the *j* sound comes after *l*, *r*, or *n*, it is always spelled with *ge*.

dge

ge

badge

stage

lodge

range

bridge

surge

fudge

sponge

dodge

bulge

ledge

page

Challenge Word: knowledge