



SNOWMAN BOOK REPORT

Due: January 30th

For your January book report, you will be creating a snowman to tell about the book you read!

Cover Page:

Create a **NEW** cover for your book on the snowman's big belly! Think about your favorite part, the characters, and/or setting to help you create the cover. Please do not just copy the cover of your book, make it new and exciting!

Report Pages:

For each book report page, follow the directions at the top. Don't forget to use complete sentences!

- Summary Page: There are two summary pages in case you need extra room. If you can fit your book summary on a single page, you can discard the other.

Assembling Your Snowman:

1. Cut out all the pieces and pages.
2. Layer all the pages behind the cover you drew. The order should go as follows: cover page, setting, problem, solution, summary, favorite part, review.
3. Staple the pages at the top (by the titles for each page).
4. Color the hat, scarf, and snowman face.
5. Glue the head to the snowman body.
6. Glue on the hat and scarf.

Book recommendations:

3rd Grade: *A to Z Mysteries*, *Magic Tree House*, *Cam Jansen*, *Horrible Harry*, *Encyclopedia Brown*, *Hidden Scrolls*, *Bailey School Kids*, *Hey Jack*, *Billie B. Brown*


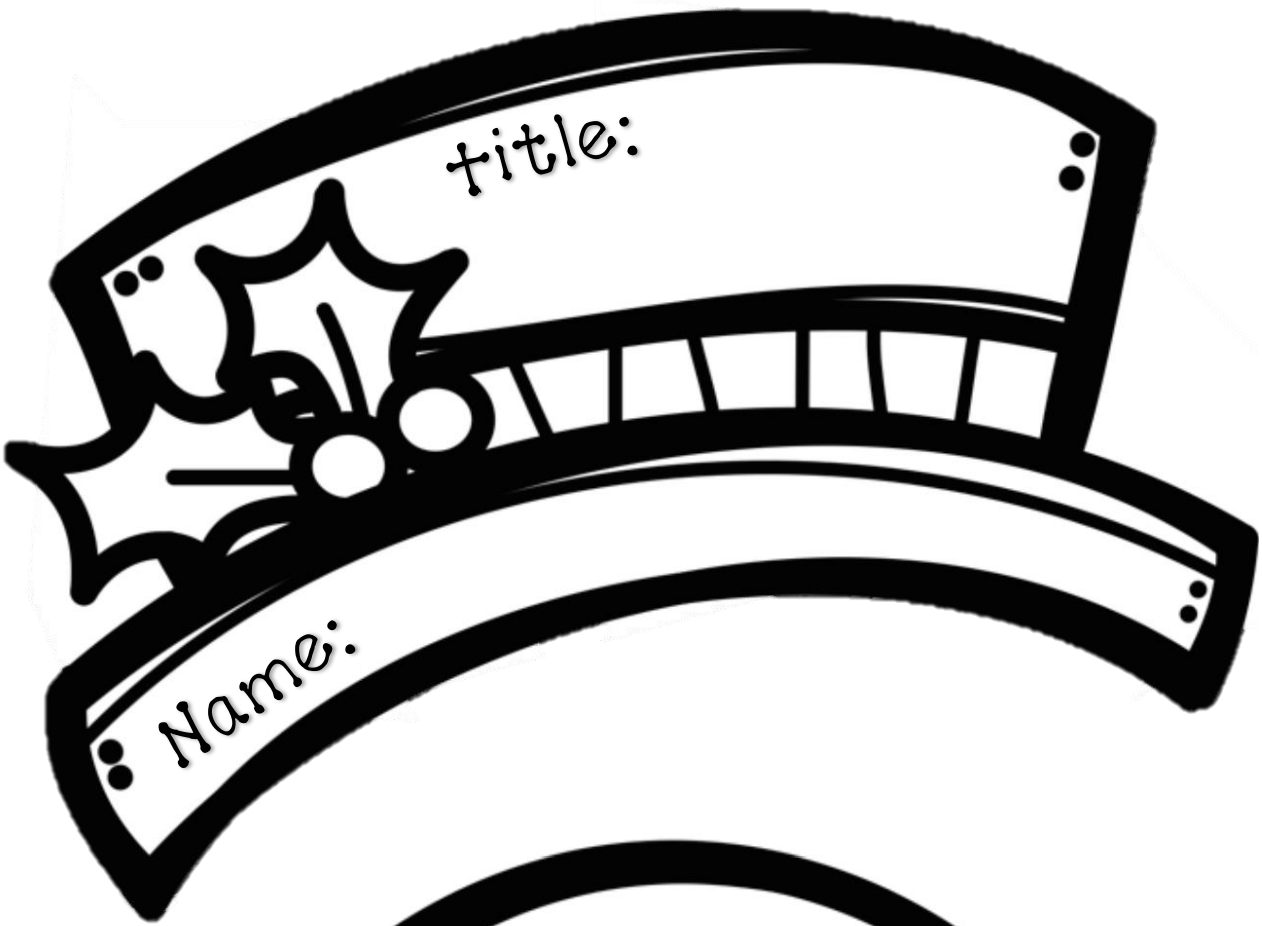
Easier Reads: *Splat the Cat*, *A Friend for Dragon*, *Dragon's Fat Cat*, *Henry & Mudge*

See back for grading rubric



Snowman Book Report Grading Rubric

Name: _____ Book: _____

	1 point	2 points	3 points	Total Points
Report	The report is incomplete. Two or more of the pages are blank or missing.	The report is mostly complete. Some information is incomplete or missing.	The report is complete. There are no missing pages or information.	___ / 3
Grammar	Consistent capitalization and punctuation errors on all or most of the pages. Did not use complete sentences.	Punctuation and/or capitalization errors on some of the pages. Some incomplete sentences.	Proper use of capitalization and punctuation throughout the report. Used complete sentences.	___ / 3
Cover	The cover is not complete. Snowman is not colored.	Cover is complete but is messy or looks rushed. Snowman is not nicely colored.	Cover is complete and snowman and cover are nicely colored.	___ / 3
Neatness	Handwriting is not legible.	Handwriting and/or coloring is messy or looks rushed.	Handwriting is nice and neat throughout entire report.	___ / 3
Presentation	Presentation is not complete (child chose not to present).	Only some of the pages are presented.	Each page is presented with a clear voice.	___ / 3
Teacher Comments:				Total Score ___ / 3



Cover: Illustrate
a new cover for
your book on the
snowman's belly.



Setting: Using one or two complete sentences,
describe where your story takes place.

SETTING

Problem / Conflict: Write a few sentences describing a problem the main characters faced in your book. If they didn't face a problem, write about a goal they were trying to achieve.

PROBLEM

Solution: Write one to two sentences describing how the main characters solved their problem or reached their goal.

SOLUTION

Summary: Write at least 3 sentences summarizing your book. If you need more room, use the additional summary page. Don't forget to use complete sentences.

SUMMARY

SUMMARY

Favorite Part: Write about your favorite part of the book! Make sure to use complete sentences.

**FAVORITE
PART**

Review: How would you rate this book and why? Make sure to use a complete sentence.

REVIEW

