










# Satellite Learning Sheet

Monday, October 30<sup>th</sup>

<b>BIBLE/DEVOTION</b>						
1. <u>Practice the Weekly Bible Verse:</u> 1 Corinthians 13:1-7 (we're adding in verses 6 and 7 this week) - Practice with the motions we've learned in class to help you remember the verses. 2. <u>Bible Devotion:</u> Parents, please do a Bible devotion with your child.						
<b>READING</b>						
1. <b><u>The Lion and the Mouse:</u></b> - Read the passage out loud to an adult. - Answer the questions (use the back of the paper if you need extra space to write). 2. <b><u>October Book Report:</u></b> Due Tomorrow! - Put the finishing touches on your book report and practice presenting the pages. 3. <b><u>October Reading Log Due Tomorrow</u></b>						
<b>LANGUAGE ARTS</b>						
2. <b><u>Comparative and Superlative Adjectives</u></b> - Use the included sheet of paper to create an example of comparative and superlative adjectives. - Write the adjectives across the top and draw pictures to represent them. Example: <table border="1" data-bbox="292 934 609 1029"><tr><td>small</td><td>smaller</td><td>smallest</td></tr><tr><td></td><td></td><td></td></tr></table> *Please do not copy the example.	small	smaller	smallest			
small	smaller	smallest				
						
<b>SPELLING</b>						
<b><u>Spelling:</u></b> - Choose an activity on your October Spelling Activity Menu (in the <u>writing section</u> of your binder)						
<b>MATH</b>						
1. <b><u>Multiply with 2 and 5:</u></b> Pages 97 – 98 in your Math Work Packet - Use the arrays and other multiplication strategies we've learned in class to answer the multiplication problems. 2. <b><u>Math Menu:</u></b> Due Tomorrow						
<b>SCIENCE</b>						
<b><u>Creature Report:</u></b> Adaptation #2 - Find the third page of your report. - Draw your creature's second adaptation in the picture box at the top of the page. - Describe the adaptation and how it helps your creature survive. - Don't forget to use a topic sentence!						
<b>SOCIAL STUDIES</b>						
<b><u>Types of Communities:</u></b> - Write a sentence to describe each type of community. - Draw a picture of each type of community.						

Student's Name: \_\_\_\_\_

My child has completed all Satellite Learning assignments \_\_\_\_\_ (initials)

Parent Comments (questions/concerns):

Name: \_\_\_\_\_

Date: \_\_\_\_\_

## **Fable: The Lion and the Mouse**

Directions: Read the fable and answer the questions.

A Lion lay asleep in the forest, his great head resting on his paws. A timid little Mouse came upon him unexpectedly, and in her fright and haste to get away, ran across the Lion's nose. Roused from his nap, the Lion laid his huge paw angrily on the tiny creature to kill her.

"Spare me!" begged the poor Mouse. "Please let me go and some day I will surely repay you."

The Lion was much amused to think that a Mouse could ever help him. But he was generous and finally let the Mouse go.

Some days later, while stalking his prey in the forest, the Lion was caught in the toils of a hunter's net. Unable to free himself, he filled the forest with his angry roaring. The Mouse knew the voice and quickly found the Lion struggling in the net. Running to one of the great ropes that bound him, she gnawed it until it parted, and soon the Lion was free.

"You laughed when I said I would repay you," said the Mouse. "Now you see that even a Mouse can help a Lion."

**"A KINDNESS IS NEVER WASTED."**

1. What is the problem in this fable?

---

2. How is the problem solved?

---

3. What is the lesson in this fable? What does it mean?

---

---

4. What would be another good title for this fable?

---

5. If you were the mouse, would you have helped the lion? Why or why not?

---

Name: \_\_\_\_\_

# Describing Communities

## URBAN

Describe it:

Draw it:

--	--

## SUBURBAN

Describe it:

Draw it:

--	--

## RURAL

Describe it:

Draw it:

--	--