

# Satellite Learning Sheet

Monday, October 2<sup>nd</sup>

<b>BIBLE/DEVOTION</b>
1. <b>Practice the Weekly Bible Verse:</b> Practice reciting Psalm 1 (NKJV) from memory. <i>Parents: Students will be asked to recite the verse to a teacher. Students who can recite the verse in its entirety will receive a sticker on their Bible Verse chart.</i>
2. <b>Chapel Reflection:</b> We are finishing up Psalm 1; Please discuss the meaning of Psalm 1 with your child.
<b>READING / LANGUAGE ARTS</b>
1. <b>Phonics Refresher: <i>thr</i> and <i>eak</i></b> - Read the directions and complete the phonics activities.
2. <b>New Shoes:</b> (vocabulary and writing activities) - Re-read the poem <i>New Shoes</i> out loud to an adult. - Complete the attached worksheet (make sure to do both sides).
3. <b>October Book Report:</b> - Find your new book report in the reading section of your FROGS Binder. - Choose a book to read and fill out the title page of your report
4. <b>October Reading Log:</b> - You will find a new reading log for October in the reading section of your FROGS Binder
<b>SPELLING</b>
<b>Spelling:</b> - Choose an activity on your October Spelling Activity Menu (in the <u>writing section</u> of your binder)
<b>MATH</b>
1. <b>Adding and Subtracting Apples:</b> - Complete the addition and subtraction problems on each apple. - Match the apple letters (on the apple leaves) with the riddles on the left.
2. <b>Math Game Menu:</b> - Find the NEW Math Game Menu in the <u>Math Section</u> of your FROGS binder. - Choose a game to play with a sibling or parent.
<b>SCIENCE</b>
<b>Rainforest Adaptations:</b> We have been reading about different organisms that have <i>adapted</i> to a rainforest environment. - Read about the last two animals in your Rainforest Habitat book (the tarsier and the toucan). - As you read, underline any special adaptations each animal has that helps them survive in the rainforest. <b>Optional:</b> Color the animal pictures in your book (make sure to use crayon or colored pencil, NOT marker).

Student's Name: \_\_\_\_\_


My child has completed all Satellite Learning assignments \_\_\_\_\_ (initials)

Parent Comments (questions/concerns):



Don't forget to read and fill out your reading log!

# New Shoes



My shoes are new and squeaky shoes.  
They're very shiny, creaky shoes.  
I wish I had my leaky shoes  
That Mother threw away.

I liked my old brown leaky shoes  
Much better than these creaky shoes,  
These shiny, creaky, squeaky shoes  
I've got to wear today.

Name \_\_\_\_\_

**New Shoes**

**What Does It Mean?** .....

Match the words to the meanings.

- |              |                                       |
|--------------|---------------------------------------|
| shiny •      | • letting water in                    |
| threw away • | • the contraction for <b>they are</b> |
| old •        | • making a high, squealing sound      |
| creaky •     | • to put on                           |
| they're •    | • bright and sparkling                |
| wear •       | • the contraction for <b>I have</b>   |
| leaky •      | • the opposite of <b>new</b>          |
| wish •       | • making a shrill, grating sound      |
| I've •       | • got rid of                          |
| squeaky •    | • to want                             |

**On My Feet** .....

List types of shoes and other things you can wear on your feet.


1. \_\_\_\_\_
2. \_\_\_\_\_
3. \_\_\_\_\_
4. \_\_\_\_\_
5. \_\_\_\_\_
6. \_\_\_\_\_

Name \_\_\_\_\_

**New Shoes**

**My Favorite Shoes** .....

Draw your favorite pair of shoes.



1. Write four words that describe the shoes.

\_\_\_\_\_

\_\_\_\_\_

2. Why are they your favorite pair of shoes?

\_\_\_\_\_

\_\_\_\_\_

3. Write a two-line poem about the shoes.

\_\_\_\_\_


\_\_\_\_\_


Name: \_\_\_\_\_


Date: \_\_\_\_\_


# Adding and Subtracting 3-Digit Numbers With Regrouping


Directions: Add or subtract. Match each person to the correct apple.  
Color the apple that doesn't have a match green.


1. My apple has a 4, 8 and a 3. The 8 is in the tens place.  
apple letter: \_\_\_\_\_ 


2. My apple has a 3, 5 and a 0. The 3 is in the ones place.  
apple letter: \_\_\_\_\_ 


3. My apple has a 5, 5, and a 1. A 5 is in the hundreds place.  
apple letter: \_\_\_\_\_ 


4. My apple has a 5, 9 and a 6. A 9 is in the tens place.  
apple letter: \_\_\_\_\_ 


5. My apple has a 3, 8 and a 3. The 8 is in the ones place.  
apple letter: \_\_\_\_\_ 

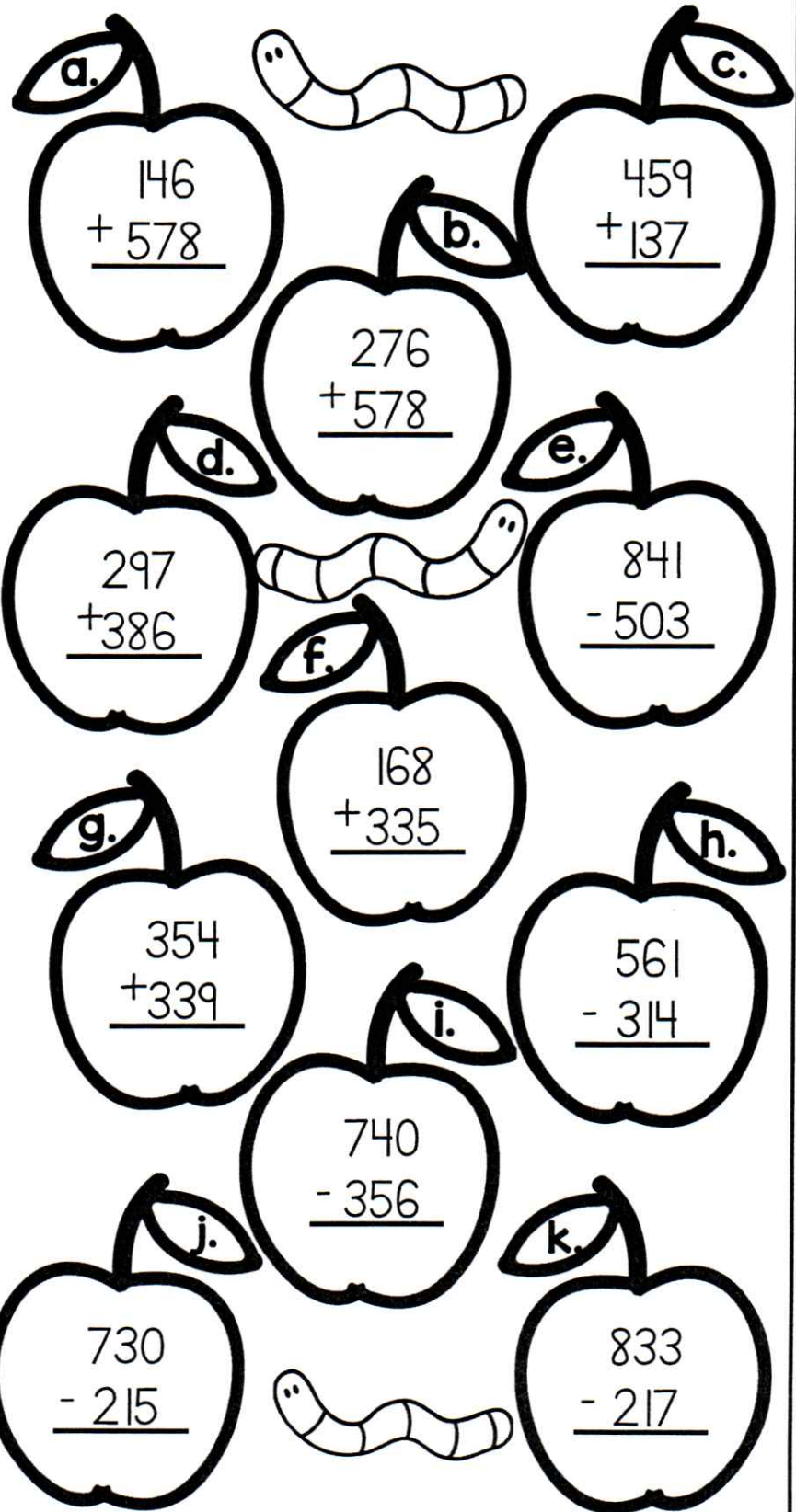
6. My apple has a 9, 3 and a 6. The 6 is in the hundreds place.  
apple letter: \_\_\_\_\_ 

7. My apple has a 7, 4 and a 2. The 2 is in the tens place.  
apple letter: \_\_\_\_\_ 

8. My apple has a 6, 6 and a 1. A 6 is in the ones place.  
apple letter: \_\_\_\_\_ 

9. My apple has a 3, 8 and a 6. The 6 is in the hundreds place.  
apple letter: \_\_\_\_\_ 

10. My apple has a 4, 5 and an 8. The 5 is in the tens place.  
apple letter: \_\_\_\_\_ 



The right side of the page features ten apples, each with a math problem and a worm. The math problems are:

- a. 
$$\begin{array}{r} 146 \\ + 578 \\ \hline \end{array}$$
- b. 
$$\begin{array}{r} 459 \\ + 137 \\ \hline \end{array}$$
- c. 
$$\begin{array}{r} 276 \\ + 578 \\ \hline \end{array}$$
- d. 
$$\begin{array}{r} 297 \\ + 386 \\ \hline \end{array}$$
- e. 
$$\begin{array}{r} 841 \\ - 503 \\ \hline \end{array}$$
- f. 
$$\begin{array}{r} 168 \\ + 335 \\ \hline \end{array}$$
- g. 
$$\begin{array}{r} 354 \\ + 339 \\ \hline \end{array}$$
- h. 
$$\begin{array}{r} 561 \\ - 314 \\ \hline \end{array}$$
- i. 
$$\begin{array}{r} 740 \\ - 356 \\ \hline \end{array}$$
- j. 
$$\begin{array}{r} 730 \\ - 215 \\ \hline \end{array}$$
- k. 
$$\begin{array}{r} 833 \\ - 217 \\ \hline \end{array}$$